



happy EASTER
activities booklet

E A S T E R W O R D S

chick

bunny

egg

flower

basket




nest

spring

			draw and match





let's go egg hunting!

how many eggs did the easter Bunny hide in the garden?
write the right number in each flower



match the letters to compose 4 words

N E T R A
N N A E S A
G R Y B U
T H N N E U D



.....
.....

.....
.....

parts of the speech

put each word in the right column

nouns

verbs

Easter

bunny

grow

hunt

chick

umbrella

planting

hop

dye


parts of the speech

put each word in the right column


nouns	adjectives
-------	------------

flower	pretty	wet
egg	basket	happy
pink	grass	puddles


sunna




Easter




Egg




flower




Guides



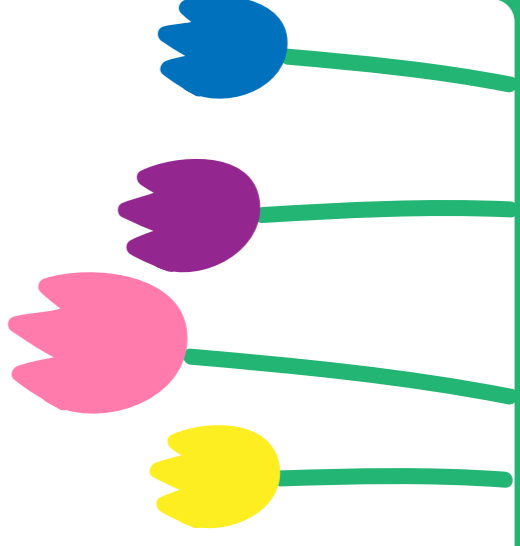
Usher




Turn




Candy




Chick




hop



dye



basket



PLAY WITH THE EASTER CARDS!

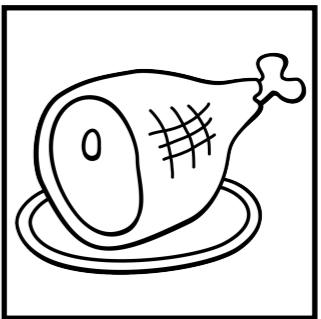





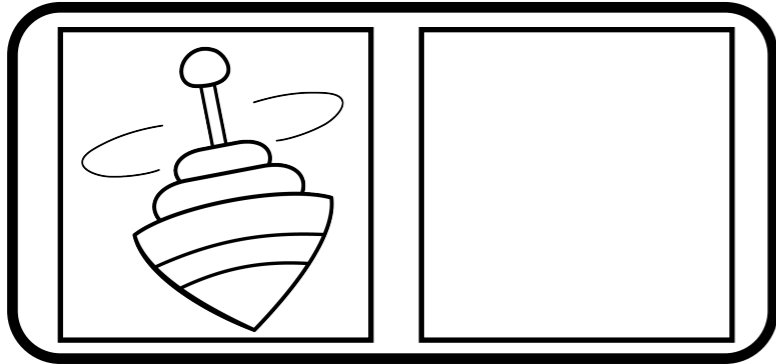
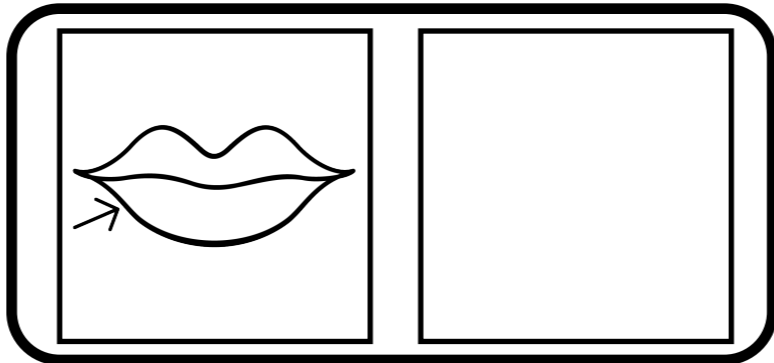
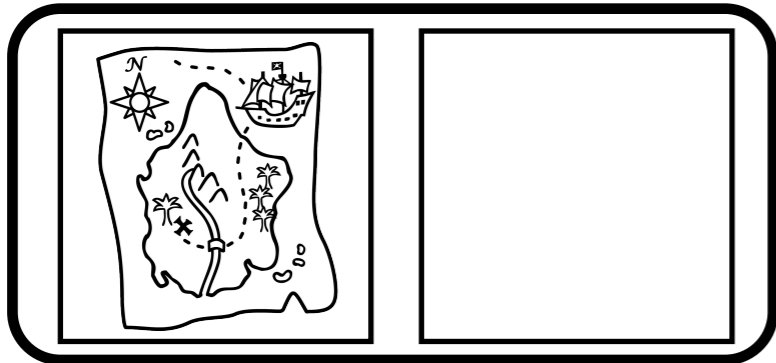
game 1. PUT THE CARDS INTO ALPHABETICAL ORDER IN THE SHORTEST TIME. YOU CAN DIVIDE STUDENTS INTO TEAMS.

game 2. PRINT 2 COPIES OF EACH CARD AND PLAY MEMORY


game 3. DIVIDE STUDENTS INTO TEAMS AND PLAY MIME

game 4. FORM 12 SENTENCES USING EACH EASTER
4WORD

cut and glue the correct rhyming pictures



find the words
and the rhymes



what's missing

map

sun

lip

jam

spinning top

mop

find the words
and the rhymes

→ match the words
with the pictures

hen

cap

zip

run

den

ham



easter egg nursery rhyme

FIVE little EASTER eggs, lovely colors wore,
MOTHER ate the blue one, then there were four.

FOUR little EASTER eggs, two and two you see,
DADDY ate the red one, then there were three.

THREE little EASTER eggs, before I knew,
SISTER ate the yellow one, then there were two.

TWO little EASTER eggs, Oh what fun,
BROTHER ate the purple one, then there was one.


ONE little EASTER egg, see me run,
I ate the green one, then there were none.

EASTER EGGS HUNT

Easter eggs! Easter eggs!
Hidden all away;
Let's go find our Easter eggs,
On this Easter day.

Easter eggs! Easter eggs!
Don't you hide from me!
Look here, I found an egg,
Underneath the tree.

Easter eggs! Easter eggs!
What a pretty sight!
Blue and pink and yellow, too,
Purple, green and white.



FIVE EASTER EGGS IN A CHOCOLATE SHOP
ROUND AND YUMMY WITH A BOW ON THE TOP
ALONG CAME (CHILD'S NAME) WITH A PENNY ONE DAY
BOUGHT AN EASTER EGG AND TOOK IT AWAY


FOUR EASTER EGGS IN A CHOCOLATE SHOP
ROUND AND YUMMY WITH A BOW ON THE TOP
ALONG CAME (CHILD'S NAME) WITH A PENNY ONE DAY
BOUGHT AN EASTER EGG AND TOOK IT AWAY

THREE EASTER EGGS IN A CHOCOLATE SHOP
ROUND AND YUMMY WITH A BOW ON THE TOP
ALONG CAME (CHILD'S NAME) WITH A PENNY ONE DAY
BOUGHT AN EASTER EGG AND TOOK IT AWAY

TWO EASTER EGGS IN A CHOCOLATE SHOP
ROUND AND YUMMY WITH A BOW ON THE TOP
ALONG CAME (CHILD'S NAME) WITH A PENNY ONE DAY
BOUGHT AN EASTER EGG AND TOOK IT AWAY

ONE EASTER EGGS IN A CHOCOLATE SHOP
ROUND AND YUMMY WITH A BOW ON THE TOP
ALONG CAME (CHILD'S NAME) WITH A PENNY ONE DAY
BOUGHT AN EASTER EGG AND TOOK IT AWAY

easter eggs nursery rhyme





HAPPY
EASTER DAY

The background is a solid pink color with a repeating pattern of white-outlined Easter eggs. Each egg contains a different simple design, such as a flower, a zigzag line, a circle, or a small floral motif.

happy easter

to

from





happy easter

to

from



happy EASTER